

Power PCB Relay RP II/2

2 pole 8 A



Features

- 2 C/O or 2 N/O contacts
- 4 kV / 8 mm coil-contact
- Twin contacts available
- PCB-sockets
- Versions with Ag, or AgNi 0.15 contact material: RoHS compliant (Directive 2002 / 95 / EC) as per product date code 0404

Applications

Domestic appliances, UPS's



Technical data of approved types on request

F0150-B

Contact data

Configuration	2 C/O contact or 2 N/O contact
Type of contact	single contact
Rated current	8 A (UL: 10 A)
Rated voltage / max.breaking voltage AC	250 Vac / 440 Vac
Maximum breaking capacity AC	2000 VA
Make current (max. 4 s at duty cycle 10%)	14 A
Contact material	AgNi 0.15, AgCdO

Contact ratings

Type	Load	Operations	Standard
RP440	64 A ON, 2 A OFF, 250 Vac	1x10 ⁴	VDE 0860
RP421	2 A, 50 Vdc, resistive	approx. 2x10 ⁶	
RP421	1/10hp, 240 Vac, per contact		UL 508
RP421	3 A, 380 Vac, AC11	approx. 3x10 ⁴	VDE 0660
RP421	0.18 A, 110 Vdc, DC11	approx. 1x10 ⁵	VDE 0660
RP420	0.6 A, 220 Vac, cosφ=0.8, single phase motor	approx. 1.3x10 ⁶	

Coil data

Nominal voltage	5...110 Vdc
Nominal coil power	500 mW
Operate category	2 / b

Coil versions, DC-coil

Coil code	Nominal voltage Vdc	Pull-in voltage Vdc	Release voltage Vdc	Maximum voltage Vdc	Coil resistance Ω	Coil current mA
005	5	3.5	0.5	9.0	54±10%	92.6
006	6	4.2	0.6	10.8	68±10%	88.2
012	12	8.4	1.2	21.6	270±10%	44.4
024	24	16.8	2.4	43.2	1100±15%	21.8
048	48	33.6	4.8	86.4	4400±15%	10.9
060	60	42.0	6.0	108.0	6540±15%	9.2
110	110	77.0	11.0	198.0	23100±15%	4.8

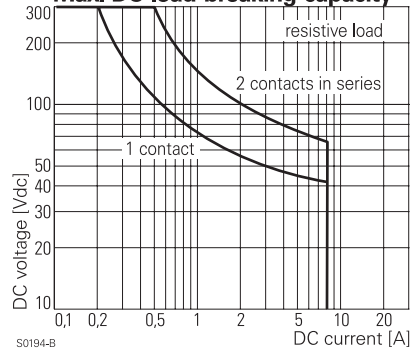
All figures are given for coil without preenergization, at ambient temperature +20°C

Other coil voltages on request

Insulation

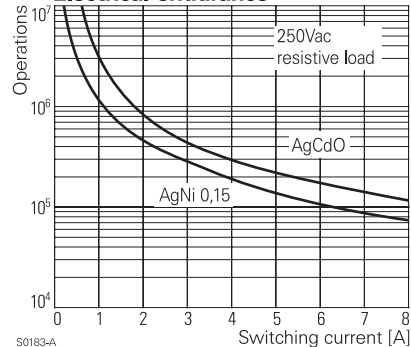
Dielectric strength	coil-contacts	4000 V _{rms}
	open contact circuit	1000 V _{rms}
	adjacent contacts	2500 V _{rms}
Clearance / creepage		8 / 8 mm

Max. DC load breaking capacity



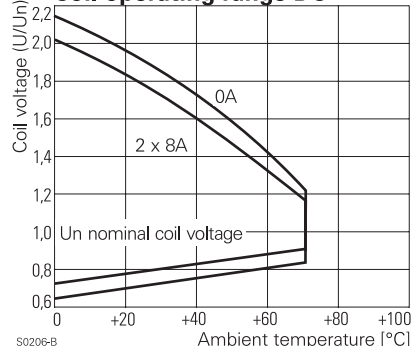
S0194-B

Electrical endurance



S0183-A

Coil operating range DC



S0206-B

Power PCB Relay RP II/2

2 pole 8 A

Insulation

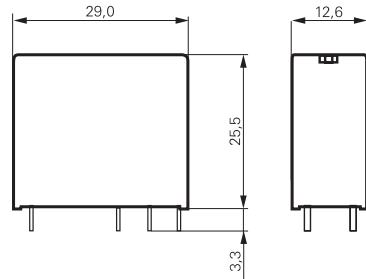
Insulation to IEC 60664	
Voltage rating	250 V
Pollution degree	3
Overvoltage category	III
Insulation to VDE 0110b (2/79)	
Insulation category / reference voltage	C / 250

Other data

RoHS - Directive 2002 / 95 / EC	
versions with Ag ₂ or AgNi 0.15 contacts:	compliant as per product date code 0404
Ambient temperature	-40...+70 °C
Mechanical life	20x10 ⁶ operations
Max. switching rate at rated- / minimum load	10 min ⁻¹ / 1200 min ⁻¹
Operate- / release time	typ. 9 / 3 ms
Bounce time N/O contact/N/C contact	typ. 2 / 3 ms
Vibration resistance N/O / N/C contact	11 / 1.5 g, 30...150 Hz
Shock resistance (destruction)	100 g
Category of protection (IEC 61810)	RT II - flux proof, RT III - wash tight
Relay weight	18 g
Packaging unit	20 / 500 pcs.
Accessories	

Dimensions

Dimensions in mm

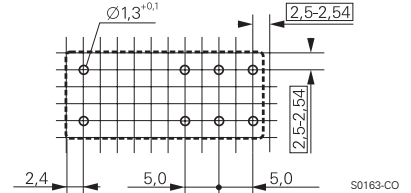


see

S0273-AB

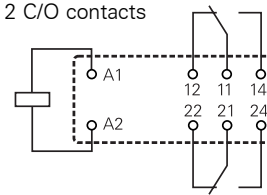
PCB layout / terminal assignment

Bottom view on solder pins
Dimensions in mm



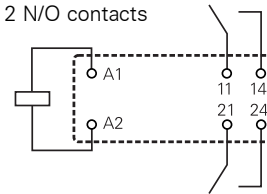
S0163-CC

2 C/O contacts



S0163-BJ

2 N/O contacts



S0163-BK

Product key

Type

Version

4 8 A, flux proof **8** 8 A, wash tight

Contacts

2 2 C/O contacts **4** 2 N/O contacts

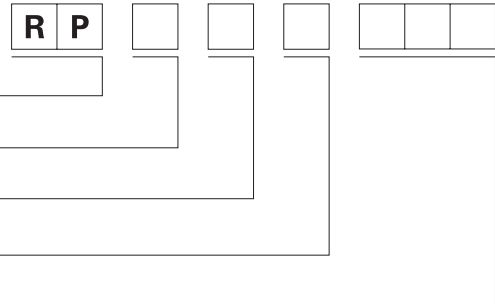
Contact material

0 AgCdO **1** AgNi 0.15

Coil

Coil code: please refer to coil versions table

Preferred types in bold print



Product key	Version	Contacts	Contact material	Coil	Part number		
RP420005	flux proof	2 C/O contacts	AgCdO	5 Vdc	4-1393234-7		
RP420006	8 A			6 Vdc	4-1393234-8		
RP420012				12 Vdc	5-1393234-0		
RP420024				24 Vdc	5-1393234-1		
RP420048				48 Vdc	5-1393234-2		
RP420110				110 Vdc	5-1393234-4		
RP421012				AgNi 0.15	12 Vdc	6-1393234-7	
RP421024					24 Vdc	6-1393234-8	
RP421048					48 Vdc	6-1393234-9	
RP421060					60 Vdc	7-1393234-0	
RP421110		110 Vdc	7-1393234-1				
RP440012		2 N/O contacts	12 Vdc		7-1393234-8		
RP440024			24 Vdc	7-1393234-9			
RP820006	wash tight 8 A	2 C/O contacts		6 Vdc	8-1393234-8		
RP820012				12 Vdc	9-1393234-0		
RP820024				24 Vdc	9-1393234-2		
RP820048				48 Vdc	9-1393234-3		
RP821012				AgNi 0.15	12 Vdc	0-1393845-4	
RP821024					24 Vdc	0-1393845-5	
RP840024					2 N/O contacts	AgCdO	1-1393845-8
RP841024						AgNi 0.15	24 Vdc